

1Q 2021 Presentation



Lars Peder Solstad, CEO and Kjetil Ramstad, CFO

Disclaimer

Important information

Cautionary note regarding forward-looking statements

This presentation, prepared by Solstad Offshore ASA (the "Company"), may include forward-looking statements relating to the business, financial performance and results of the Solstad Offshore Group and/or the industry in which it operates. Forward-looking statements concern future circumstances and results and other statements that are not historical facts, sometimes identified by the words "believes", "expects", "predicts", "intends", "projects", "plans", "estimates", "aims", "foresees", "anticipates", "targets", and similar expressions. Any forward-looking statements contained in this presentation, including assumptions, opinions and views of the Company or cited from third party sources, reflect the current views with respect to future events and are subject to material risks, uncertainties and other factors that may cause actual events to differ materially from any anticipated development. None of the Company or any of its subsidiary undertakings or any such person's officers or employees provide any assurance as to the correctness of such forward-looking information and statements.

The Company assumes no obligations to update the forward-looking statements contained herein to reflect actual results, changes in assumptions or changes in factors affecting these statements.

1Q 2021 Financial Highlights

1	Revenue	NOK 1,337M (NOK 1,203M)	NOK 4,500M backlog (NOK 7,700M)
2	EBITDA Adj.	NOK 432M (NOK 284M)	32% Ebitda margin (23,6%)
3	EBIT	NOK 47M (NOK -136M)	3,5% Ebit margin (-11%)
4	Assets	NOK 21,790M Fixed Assets (NOK 27,121M)	NOK 2,129M Cash (NOK 987M)
5	Equity & Liabilities	NOK 19,536M NIBD (NOK 33,955M)	NOK 3,899M Equity (NOK – 6,370M)

*1Q2020 in brackets

Business Update

- 1 First full quarter after restructuring of the Company, focus shifted from “fixing the house” to operational and commercial excellence.
- 2 Company owns and operates one of the largest high-end offshore fleet in the World. In the quarter, in average, 75 vessels was operational with an average utilization of 79%
- 3 The overall utilization for the quarter was in line with previous year however with a lower average rate level.
- 4 CSV Normand Fortress, AHTS Normand Ranger and PSV Normand Sitella was reactivated in the quarter. All reactivations has been done based on new contracts.
- 5 COVID-19 pandemic continue to affect the operations and approximately MNOK 30 in additional Opex is booked in the quarter.

Normand Maximus

- 1 Reached an out-of-court settlement agreement with Saipem 20th May-21 on a termination-fee dispute from 4Q 2020.
- 2 The termination fee of MUSD 44,3 booked as revenue in 1Q 2021
- 3 The dialogue for a long-term solution for the financing arrangements for the Normand Maximus is ongoing.
- 4 The vessel is currently working in Gulf of Mexico.
- 5 Active bidding activity for new employment after Mexico.

Fleet update pr 1Q

- 1 The core-fleet of Solstad consist of around 90 vessels serving Clients within Oil & Gas and Offshore-wind, globally.

- 2 In addition, several vessels are in the process of being sold.

- 3 Number of active vessels: 75
Vessels in lay-up: 15
(5 of the lay-up vessels are being activated during 2Q 2021 due to awarded contracts)

- 4 6 vessels sold during 1Q 2021.
31 vessels held for sale.
(2 more vessels sold after quarter end.)

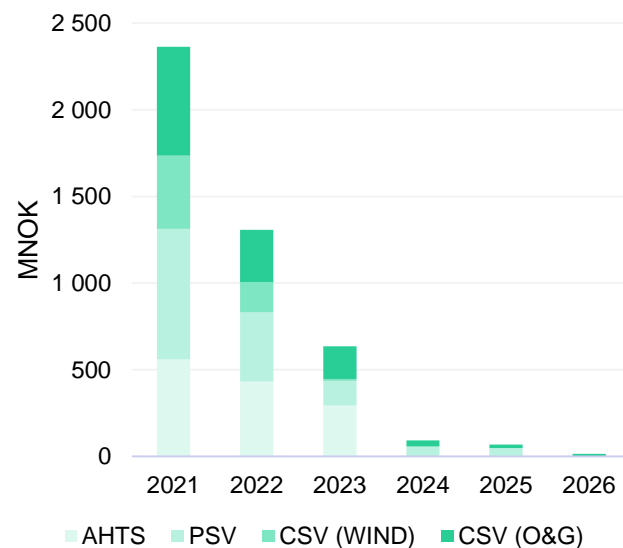
- 5 8 vessels has been upgraded to battery-hybrid

Market Update

- 1 Increased bidding activity within Oil & Gas and offshore wind bodes for improved market balance going forward particularly for the CSV-fleet.
- 2 CSV segment to benefit from growth in offshore wind and subsea activity. In addition, the segment is not as oversupplied as other OSV segments.
- 3 Several new contracts awarded during the quarter.
Both in Oil & Gas and Offshore Wind and within all vessel segments and main geographical areas.
- 4 Still pressure on dayrates due to high number of bidders and available vessels

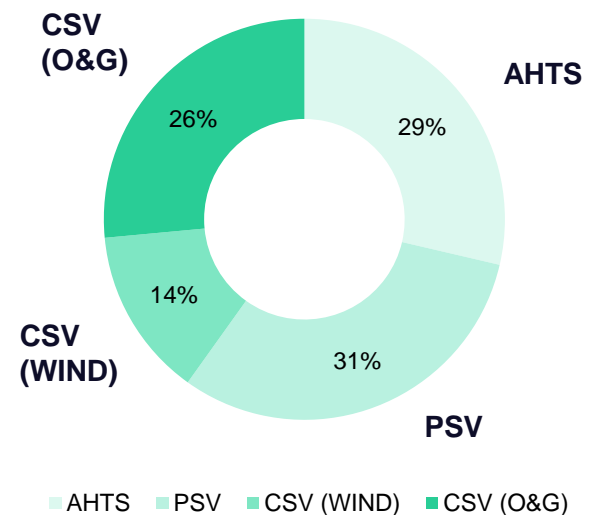
Backlog

Backlog per year
per segment



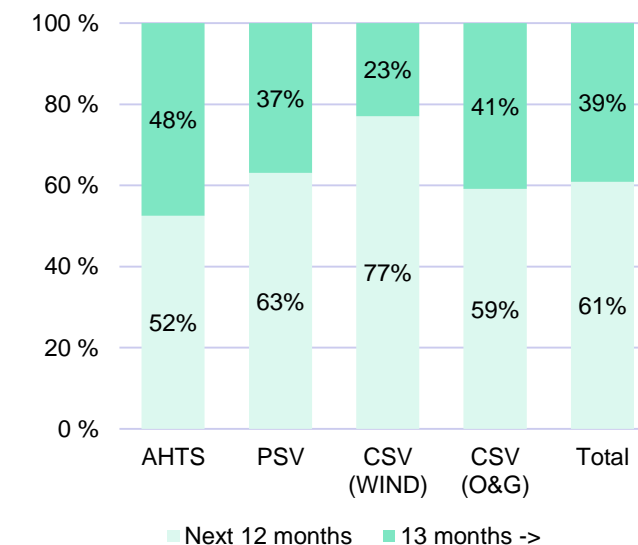
Relatively open contract structure gives opportunities in a growing market

Backlog per
segment



Oil & Gas segment expected to grow together with offshore wind

Backlog next 12 months
per segment



Comfortable contract coverage short term

Income Statement

	2021 1Q	2020 1Q
Amounts in NOK million		
Operating income	1 337	1 203
Vessel operating expenses	(810)	(860)
Administrative expenses	(104)	(104)
Total operating expenses	(914)	(964)
Operating result before depreciations	423	239
Ordinary depreciation	(320)	(375)
Impairment	(45)	-
Net gain/ loss on sale of assets	(11)	-
Operating result	47	(136)
Result Joint Ventures	(9)	9
Result associated companies	0	12
Total other items	(9)	20
Net financing	(346)	(2 129)
Ordinary result before taxes	(308)	(2 245)
Taxes ordinary result	(3)	(5)
RESULT	(310)	(2 250)
EBITDA adjusted	432	284

Balance Sheet

Amounts in NOK million	2021 1Q	2020 1Q
ASSETS		
Fixed Assets		
Intangible assets	10	46
Tangible fixed assets	19 143	22 332
Right-of-use assets	2 432	4 083
Investment in associated companies and JV's	95	466
Financial fixed assets	111	194
Total fixed assets	21 790	27 121
Current Assets		
Stocks	161	229
Accounts receivables	1 195	990
Other receivables	490	653
Market based shares	16	4
Deposits, cash, etc	2 129	987
Total current assets	3 991	2 864
Assets held for sale	-	872
	-	-
TOTAL ASSETS	25 781	30 857

	2021 1Q	2020 1Q
EQUITY AND LIABILITIES		
Equity		
Paid-in equity	250	4 603
Other equity	3 635	(10 981)
Non-controlling interests	14	9
Total equity	3 899	(6 370)
Liabilities		
Long-term provisions	28	83
Other long-term debt	12	12
Debt to credit institutions	17 227	4 738
Total long-term debt	17 268	4 833
Current liabilities		
Current portion of long-term debt	3 433	30 192
Other current liabilities	1 180	2 202
Total current liabilities	4 614	32 394
Total liabilities	21 882	37 227
TOTAL EQUITY AND LIABILITIES	25 781	30 857
Equity ratio	15,1 %	-20,6 %

Summary

- Increasing bidding activity gives early signs of optimism.
- Growth in Offshore Wind and Subsea activity would be beneficial for offshore vessels and particularly CSVs.
- Still pressure on dayrates, despite higher activity level
- Access to Global markets and compliance with local content requirements will continue to be a competitive advantage.



Q&A